

Monterey County Market Overview

April 2019 - Single Family Residential



\$600K

Median Sale Price



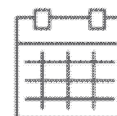
221

Closed Sales



353

Homes Listed



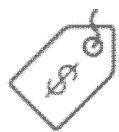
30

Median DOM

City	Sold	New	Inventory	Med Sale Price	Avg Sale Price	Med DOM	SP/LP	Mo. To Sell
AROMAS	2	2	5	\$875,000	\$875,000	6	101%	3.0
Big Sur	0	1	14	-	-	-	-	-
Bradley	0	0	1	-	-	-	-	-
Carmel	27	55	156	\$1,764,000	\$1,973,370	52	95%	8.2
Carmel Highlands	0	1	6	-	-	-	-	-
Carmel Valley	7	22	71	\$1,049,000	\$987,000	73	94%	9.7
Castroville	4	1	3	\$525,500	\$527,750	27	99%	1.3
Chualar	0	0	3	-	-	-	-	-
CORRAL DE TIERRA	0	0	4	-	-	-	-	-
Del Rey Oaks	2	0	4	\$636,250	\$636,250	77	100%	2.0
Gonzales	3	1	7	\$450,000	\$421,333	30	99%	4.2
Greenfield	10	11	15	\$339,500	\$338,500	40	100%	1.8
King City	6	9	15	\$303,250	\$313,750	26	99%	2.1
Marina	14	24	38	\$688,151	\$674,500	58	100%	3.1
Monterey	12	39	83	\$768,500	\$920,879	20	100%	6.2
Moss Landing	0	1	2	-	-	-	-	-
Pacific Grove	18	22	43	\$1,077,500	\$1,340,861	37	96%	3.6
Pebble Beach	9	14	79	\$2,595,000	\$5,625,277	21	92%	9.5
Prunedale	1	1	2	\$665,000	\$665,000	203	99%	2.0
Salinas	81	104	196	\$525,000	\$565,354	24	99%	2.9
Seaside	11	19	36	\$500,000	\$499,954	17	97%	2.9
Soledad	8	11	15	\$369,450	\$343,322	13	97%	2.6
Spreckels	1	0	1	\$705,000	\$705,000	67	98%	1.5
Watsonville	5	15	22	\$559,900	\$564,580	12	98%	4.7

Monterey County Market Overview

April 2019 - Condo And Townhouse



\$534K

Median Sale Price



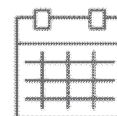
20

Closed Sales



38

Homes Listed



13

Median DOM

City	Sold	New	Inventory	Med Sale Price	Avg Sale Price	Med DOM	SP/LP	Mo. To Sell
Carmel	6	6	34	\$772,500	\$823,333	86	96%	7.8
Carmel Valley	0	5	12	-	-	-	-	-
CORRAL DE TIERRA	0	0	1	-	-	-	-	-
Del Rey Oaks	1	2	5	\$492,375	\$492,375	12	98%	15.0
King City	1	0	1	\$229,000	\$229,000	42	100%	3.0
Marina	1	3	3	\$360,000	\$360,000	11	96%	3.0
Monterey	4	2	32	\$627,000	\$622,625	21	99%	5.3
Pacific Grove	2	3	24	\$737,500	\$737,500	35	100%	12.0
Pebble Beach	0	0	4	-	-	-	-	-
Salinas	4	13	32	\$354,000	\$330,500	10	100%	4.4
Seaside	1	2	2	\$480,000	\$480,000	5	102%	3.0
Watsonville	0	2	1	-	-	-	-	-